

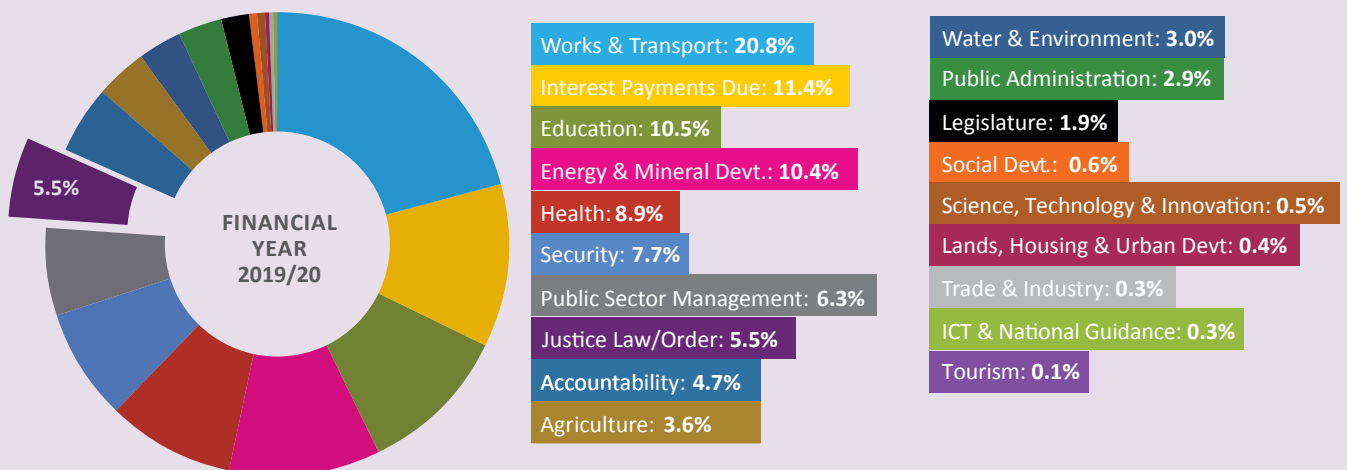
INVESTING IN JUSTICE, LAW AND ORDER (JLOS)



The justice, law and order sector contributes to NDP objectives by:

- Enhancing national policy, legal and regulatory framework through reform, harmonization and dissemination of priority laws, policies, procedures and standards; and enhancing public participation in reform processes.
- Enhancing access to JLOS services for all, particularly the poor and marginalized groups
- Promoting the respect and observance of human rights and institutional accountability for service delivery.

FIGURE 1: FY 2019/20 SECTOR BUDGET SHARES



KEY FACTS

- Total nominal allocation projected to increase from UGX 1,297 Billion in FY 2018/19 to UGX 1,396 Billion in FY 2019/20.
- The Justice Law and Order Sector accounts for 5.5% of the national budget (FY 2019/20), an increase from 5.2% in FY 2018/19.
- The development share of the sector budget expected to account for approx. 31% of total allocation.



MEDIUM TERM SECTOR POLICY OBJECTIVES

JLOS has a sector strategic development plan which is fully anchored in NDP II. The objectives within this plan include:

- Enhancing infrastructure and access to JLOS services.
- Promoting the observance of human rights and fighting corruption.
- Strengthening the commercial justice and the environment for competitiveness.

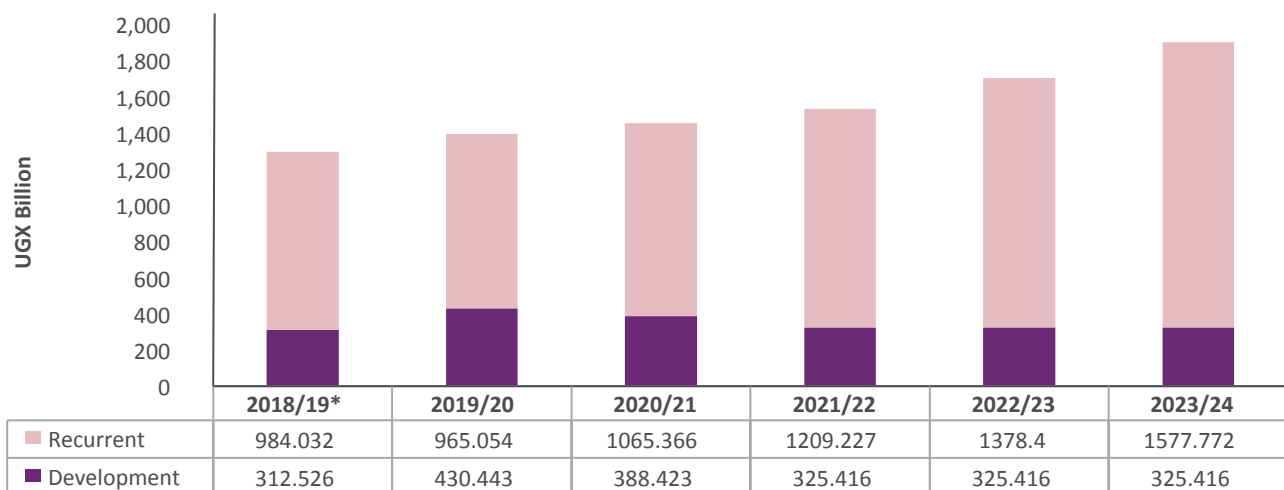
“By investing in infrastructure and removing critical barriers, JLOS will improve “access to justice” by enabling any person, regardless of income, to use the legal system to advocate for themselves and their interests.”

STRATEGIC LEVERAGING POINTS FOR GOVERNMENT

To realize the JLOS strategic development plan objectives;

- Institute mechanisms to promptly address the growing cases of sexual and gender based violence against children in and out of school.
- Build capacity of grassroots officials and set up facilities that can enable investigation and appropriate handling of criminal matters to enable justice for all.

FIGURE 2: SECTOR NOMINAL ALLOCATIONS (BILLION UGX) BASED ON NBFPs



2018/19* - Refers to Approved Budget for FY 2018/19

FIGURE 3: JLOS NOMINAL ALLOCATIONS BY VOTE FY 2019/20 (UGX BILLION)

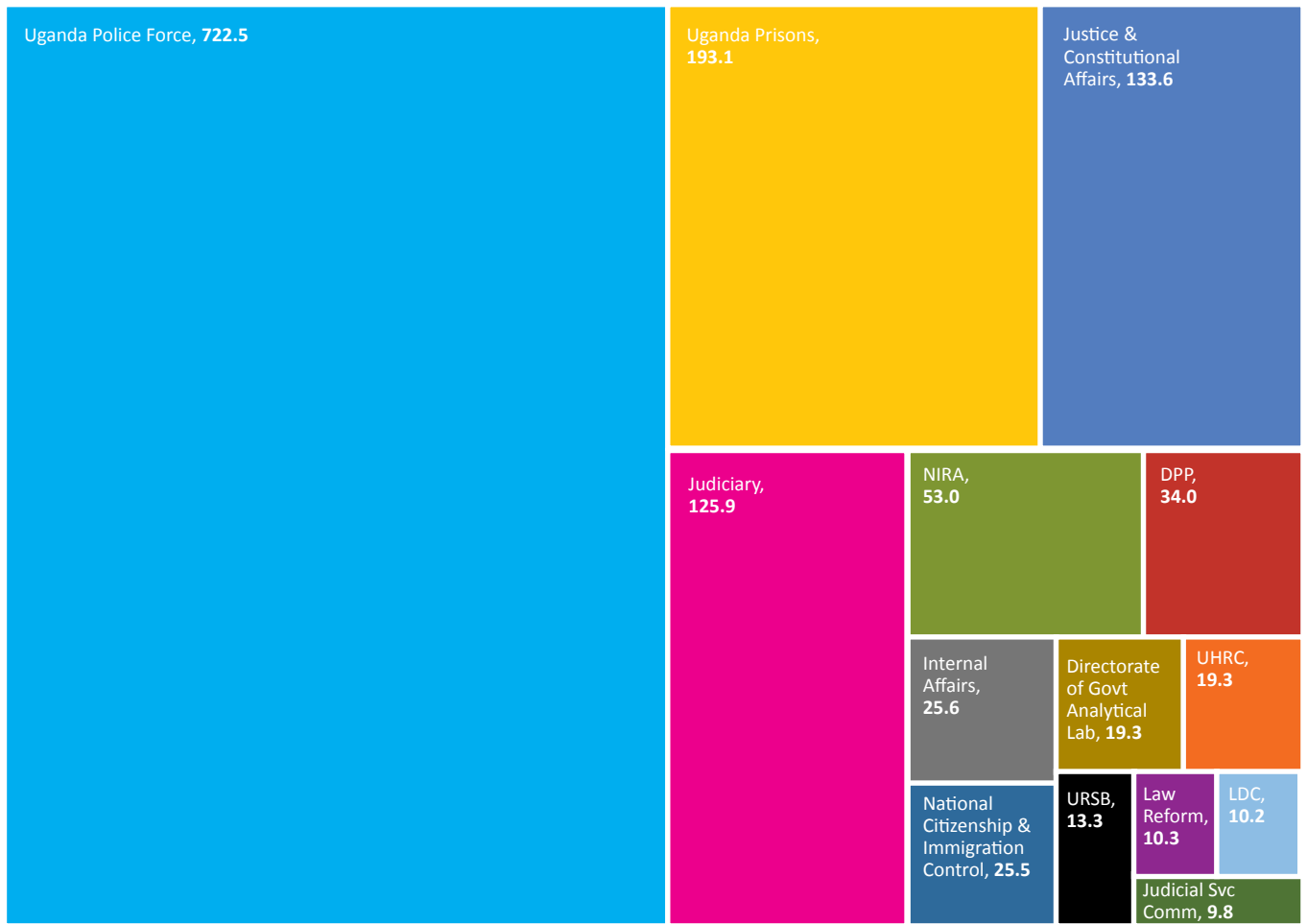
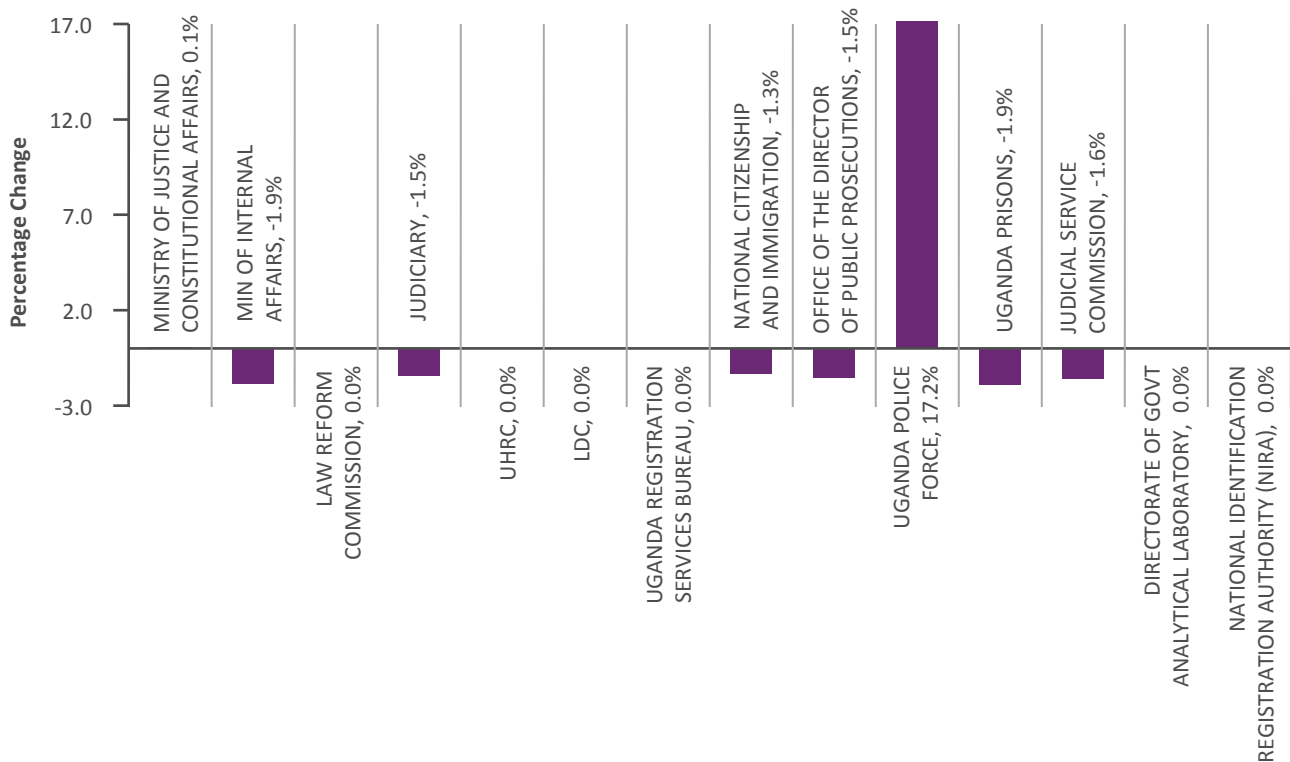


FIGURE 4: PERCENTAGE CHANGE IN NOMINAL ALLOCATION BETWEEN FY 2018/19 AND 2019/20



Refers to change between 2018/19 Approved Budget and Proposed Allocation 2019/20'

CENTRAL GOVERNMENT VS LOCAL GOVERNMENT ALLOCATIONS BY ADMINISTRATION AND PROGRAMME FY 2019/20 (% of JLOS Sector Budget)

FIGURE 5A

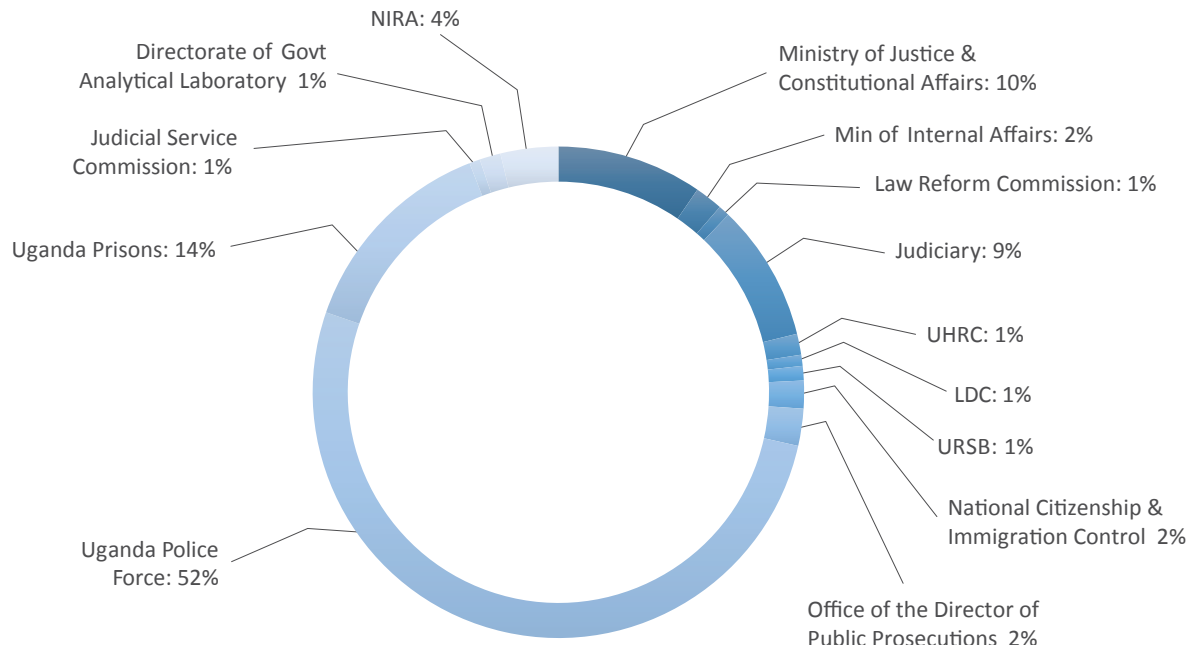


FIGURE 5B

