


RESEARCH

Open Access



Factors associated with prolonged hospitalization of patients with corona virus disease (COVID-19) in Uganda: a retrospective cohort study

Prossie M. Ingabire¹, Ritah Nantale², Quraish Sserwanja^{3*} , Susan Nakireka^{4,5}, Milton W. Musaba^{6,7}, Asad Muyinda⁸, Criscent Tumuhaise⁹, Edith Namulema¹⁰, Felix Bongomin¹¹, Agnes Napyo¹², Rozen Ainembabazi¹³, Ronald Olum¹, Ian Munabi¹⁴, Sarah Kiguli¹⁵ and David Mukunya¹²

Abstract

Introduction: Identification of factors predicting prolonged hospitalization of patients with coronavirus disease (COVID-19) guides the planning, care and flow of patients in the COVID-19 Treatment Units (CTUs). We determined the length of hospital stay and factors associated with prolonged hospitalization among patients with COVID-19 at six CTUs in Uganda.

Methods: We conducted a retrospective cohort study of patients admitted with COVID-19 between January and December 2021 in six CTUs in Uganda. We conducted generalized linear regression models of the binomial family with a log link and robust variance estimation to estimate risk ratios of selected exposure variables and prolonged hospitalization (defined as a hospital stay for 14 days or more). We also conducted negative binomial regression models with robust variance to estimate the rate ratios between selected exposures and hospitalization duration.

Results: Data from 968 participants were analyzed. The median length of hospitalization was 5 (range: 1–89) days. A total of 136/968 (14.1%; 95% confidence interval (CI): 11.9–16.4%) patients had prolonged hospitalization. Hospitalization in a public facility (adjusted risk ratio (ARR) = 2.49, 95% CI: 1.65–3.76), critical COVID-19 severity scores (ARR = 3.24; 95% CI: 1.01–10.42), and malaria co-infection (adjusted incident rate ratio (AIRR) = 0.67; 95% CI: 0.55–0.83) were associated with prolonged hospitalization.

Conclusion: One out of seven COVID-19 patients had prolonged hospitalization. Healthcare providers in public health facilities should watch out for unnecessary hospitalization. We encourage screening for possible co-morbidities such as malaria among patients admitted for COVID-19.

Keywords: Prolonged hospitalization, Length of hospital stay, COVID-19

Introduction

Prolonged hospitalization is often unnecessary [1, 2], and is associated with various complications (such as hospital-acquired infections) and increased costs [3]. Furthermore, prolonged hospital stay increases the indirect costs faced by the patients, compromises patient in-hospital experience, and makes hospital beds unavailable [4]. This

*Correspondence: qura661@gmail.com; qsserwanja@sd.goal.ie

³ Department of Programmes, GOAL, Arkawet Block 65 House No. 227, Khartoum, Sudan
Full list of author information is available at the end of the article



© The Author(s) 2022. **Open Access** This article is licensed under a Creative Commons Attribution 4.0 International License, which permits use, sharing, adaptation, distribution and reproduction in any medium or format, as long as you give appropriate credit to the original author(s) and the source, provide a link to the Creative Commons licence, and indicate if changes were made. The images or other third party material in this article are included in the article's Creative Commons licence, unless indicated otherwise in a credit line to the material. If material is not included in the article's Creative Commons licence and your intended use is not permitted by statutory regulation or exceeds the permitted use, you will need to obtain permission directly from the copyright holder. To view a copy of this licence, visit <http://creativecommons.org/licenses/by/4.0/>.

is very important for a country such as Uganda, where we (the authors) witnessed many patients and loved ones die during the second wave of COVID-19 because they could not secure hospital beds. Predicting the length of hospital stay among COVID-19 patients guides proper planning for adequate bed capacity [5].

Studies conducted about the length of hospital stay among COVID-19 patients have shown that the median hospital length of stay among COVID-19 patients varies across countries [6–13]. Notably, a meta-analysis that included 52 studies revealed that the median length of hospital stay among COVID-19 patients was 14 days (Interquartile range (IQR) 10–19) in China and 5 days (IQR 3–9) in the United Kingdom [11]. Several factors are associated with prolonged hospitalization among COVID-19 patients including age, sex, serious COVID-19 illness, presence of co-morbidities, and patient-to-health worker ratio [6–9, 13–15].

However, there is limited information on the length of hospital stay among COVID-19 patients and its associated factors from sub-Saharan Africa. Information on the length of hospital stay could improve patient care, guide the planning for COVID-19 patients, and design of interventions to reduce hospital stay such as community care and follow-up of patients [16]. We assessed the hospitalization length and its associated factors among COVID-19 patients admitted at six health facilities in Uganda.

Materials and methods

Study design

This was a retrospective cohort study conducted between January and December 2021.

Study setting

This study was conducted at six COVID-19 treatment units (CTUs) in Uganda. These include: two public hospitals (Moroto regional referral hospital and Jinja regional referral hospital), one private hospital; Jaro hospital, and three faith-based hospitals (Mengo hospital, Nsambya hospital, and Nkozi hospital).

Participating hospitals

Moroto Hospital is a public hospital funded by the Uganda Ministry of Health (MOH) in Moroto district. Moroto Hospital has a 172-bed capacity; the COVID-19 treatment unit has a capacity of 50 beds. Treatment of COVID-19 is free of charge.

Jinja regional referral hospital is located in Jinja district, approximately 84 km East of the capital city, Kampala. It has a bed capacity of 600 and serves as a referral hospital for 10 districts. Treatment of COVID-19 is free of charge.

Jaro hospital is a private for-profit hospital located in Wakiso district with an approximately 30-bed capacity. Treatment of COVID-19 is at a fee.

Mengo hospital is a church-based private not-for-profit, oldest hospital in the country, having been established by missionaries in 1897 and is owned by the Church of Uganda. Mengo has a bed capacity of over 300 beds. The Mengo CTU is a 48-bed unit accredited by the MOH to provide treatment for moderate and severe cases of COVID-19. The hospital started as a holding center for COVID-19 in August 2020, actual treatment started in January 2021. Treatment of COVID-19 is at a fee.

Nkozi Hospital is a Private Not for Profit (PNFP) Hospital owned by Kampala Archdiocese. It was founded by the White Sisters of Our Lady of Africa from the Netherlands in 1942 in Mawokota County South, off the Kampala-Masaka Road. Nkozi hospital operates 24 h daily and offers curative, preventive, promotive, and referral services both at the static and in outreaches. It has both inpatient and outpatient services. It has a 100-bed capacity. Treatment of COVID-19 is at a fee.

Nsambya hospital is a private not-for-profit hospital located in the southern part of the capital city Kampala, about 3 km from the city center. Nsambya has an approximately 400-bed capacity hospital. Treatment of COVID-19 is at a fee.

Study sample

We included data for all patients with a polymerase chain reaction (PCR) or rapid diagnostic test (RDT) or radiological confirmation of COVID-19 among patients hospitalized in the six hospitals above, from January 2021 to December 2021, and had data on length of hospitalization stay. We enrolled 968 participants and this provided absolute precision ranging from 0.9% to 3.1% for prolonged hospitalization estimates ranging from 2 to 50%, which we deemed adequate.

Variables

The outcome variable was prolonged hospital stay. We defined prolonged hospital stay as admission lasting at least 14 days by following previous studies [17–20]. We also analyzed the length of hospitalization as a count variable denoting the number of days admitted. The independent variables included sociodemographic characteristics such as age, sex, marital status, and nationality, clinical factors such as COVID-19 vaccination, human immunodeficiency virus (HIV) status, history of comorbid conditions [hypertension, diabetes mellitus, tuberculosis and chronic obstructive pulmonary disease (COPD)], malaria test result, COVID-19 severity score and health system-related factors such

as health facility category. Independent clinicians and trained research assistants extracted data from the patient files about demographics, clinical factors, and health system-related factors. COVID-19 severity score was defined as:

Mild: normal saturation, no need for intravenous treatment.

Moderate: normal saturation $\geq 94\%$, but in need of intravenous medication.

Severe/critical: saturation $< 94\%$, and in need of oxygen therapy [21].

Data collection

Data were extracted from patients' files by trained research assistants, who were mostly COVID-19 treatment unit nurses using data collection entry forms designed and administered in KoBo Toolbox (Cambridge, MA, USA). KoBo Toolbox is open-source software developed by the Harvard Humanitarian Initiative with support from United Nations agencies, CISCO, and partners to support data management by researchers and humanitarian organizations (<https://www.kobotoolbox.org/>). All completed forms were uploaded onto KoBo Toolbox servers. These servers are secure and encrypted with strong safeguards and protection against data loss. Data were then exported into Microsoft Excel and Stata 17.0 for cleaning, coding, and analysis.

Statistical analysis

Data were analyzed using Stata version 17.0 (StataCorp LLC, College Station, TX, USA). We summarized continuous variables using means with standard deviations or medians with interquartile ranges and categorical variables using frequencies and percentages. Fisher's exact tests were used for the comparison of categorical variables. We conducted generalized linear regression models of the binomial family with a log link and robust variance estimation to estimate risk ratios of selected exposure variables and prolonged hospitalization, defined as being hospitalized for 14 days or more [17–20]. We also conducted negative binomial regression models with robust variance estimates to estimate the rate ratios between selected exposures and the number of days spent in the hospital. Our choice of a negative binomial regression model was made because there was evidence of over-dispersion (variance greater than the mean) with the Poisson regression model [22]. As such, we estimated the rate of hospitalization, defined as the number of days spent in the hospital per unit time (assumed to be 1 year in our study for ease of interpretation) [22].

Results

Participant characteristics

A total of 968 COVID-19 patients were included in this study. The median age of participants was 52 years, interquartile range (IQR) was 34–67 years. Slightly more than half of the participants were female, 514/968 (53.2%). The median (IQR) time from symptom onset to admission was 6 days (4–10). The distribution of clinical signs and symptoms was similar between those with prolonged and those without prolonged hospitalization; however, participants with prolonged hospitalization had a higher proportion of headaches and chest pain. Further characteristics are shown in Table 1 and Fig. 1.

Prolonged hospitalization

The median length of hospitalization was 5 days (IQR: 2–9 days). The minimum number of days admitted was one day and the maximum number of days admitted was 89 days. A total of 136/968 (14.1%; 95% CI: 11.9–16.4%) patients were admitted for 14 days or longer. Of the patients admitted 14 days or longer, 20/136 (14.7%) died, compared to 199/832 (23.9%) admitted for less than 14 days as shown in Fig. 2.

Factors associated with prolonged hospitalization

Patients in government facilities were 2.5 times more likely to spend 14 days or more under admission compared to patients admitted in private health care facilities [adjusted risk ratio (ARR) = 2.49; 95% CI: 1.65–3.76, $P < 0.001$]. Patients admitted with severe/critical COVID-19 severity scores were 3 times as likely to spend 14 days or more under admission compared to patients with mild COVID-19 severity scores (ARR = 3.24; 95% CI: 1.01–10.42, $P = 0.049$).

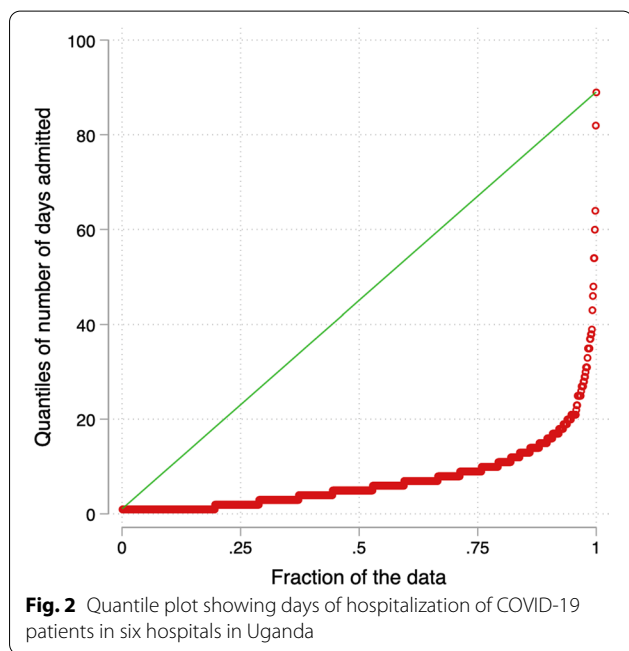
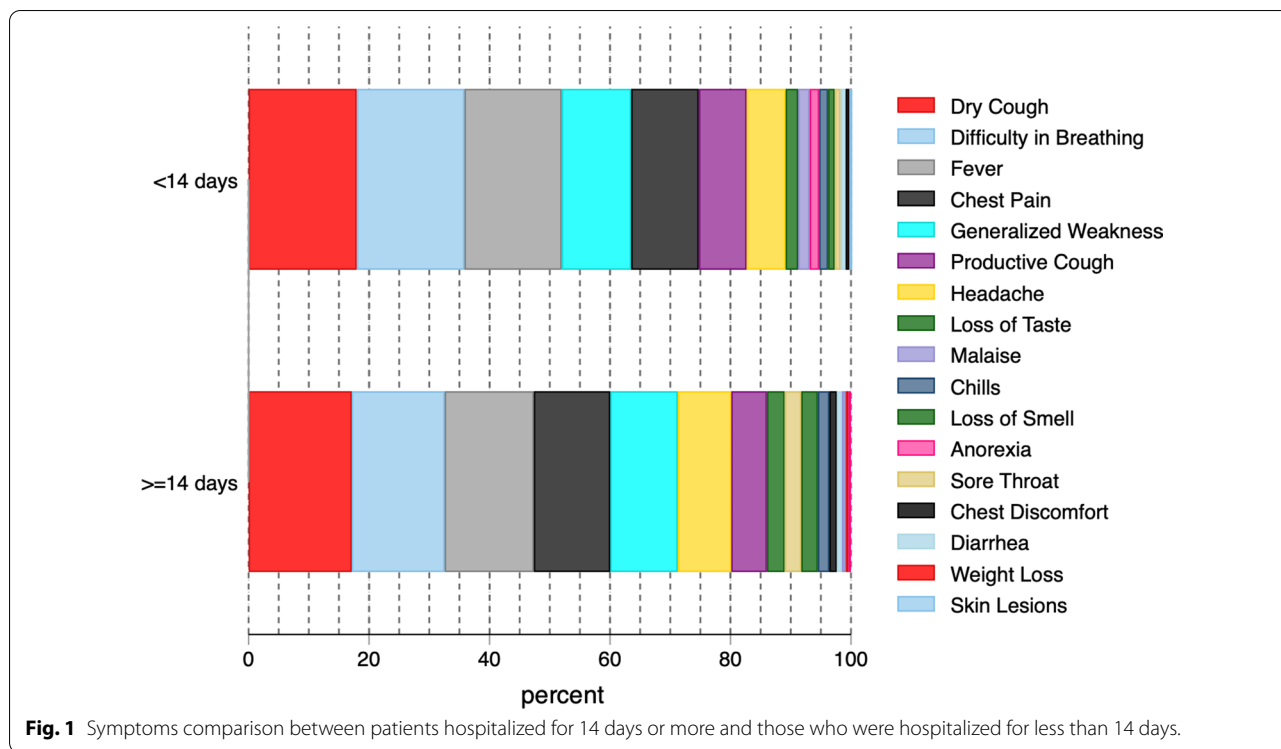
The rates of hospitalization were higher among patients admitted to public (government) health facilities compared to patients admitted to private health care facilities [adjusted incident rate ratio (AIRR) = 1.82; 95% CI: 1.56–2.12, $P < 0.001$]. Patients admitted with severe/critical disease had higher rates of hospitalization compared to patients admitted with mild COVID-19 disease (AIRR = 1.83; 95% CI, 1.46–2.28, $P < 0.001$). Patients with a positive malaria test had lower rates of hospitalization (hospital stay) compared to patients with a negative malaria test (AIRR = 0.67; 95% CI: 0.55–0.83) as shown in Table 2.

Discussion

Our study showed that the median length of hospital stay among patients with COVID-19 hospitalized at six CTUs in Uganda was 5 days, with an interquartile

Table 1 Socio-demographic characteristics of patients with COVID-19 in Uganda

Variables	< 14 days (n = 832)	≥ 14 days (n = 136)	Total (968)
Age category (years)			
< 18	47 (5.65%)	9 (6.62%)	56 (5.79%)
18 to < 50	326 (39.18%)	56 (41.18%)	382 (39.46%)
50–	458 (55.05%)	71 (52.21%)	529 (54.65%)
Sex			
Female	437 (52.52%)	77 (56.62%)	514 (53.10%)
Male	394 (47.36%)	59 (43.38%)	453 (46.80%)
Health facility category			
PNFP	473 (56.85%)	54 (39.71%)	527 (54.44%)
Public hospital	356 (42.79%)	82 (60.29%)	438 (45.25%)
Private hospital	3 (0.36%)	0 (0.00%)	3 (0.31%)
Nationality			
Ugandan	817 (98.20%)	132 (97.06%)	949 (98.04%)
Others	15 (1.80%)	4 (2.94%)	19 (1.96%)
Marital status			
Married/cohabiting	570 (68.51%)	94 (69.12%)	664 (68.60%)
Single/divorced	159 (19.11%)	19 (13.97%)	178 (18.39%)
COVID-19 vaccination			
No	823 (98.92%)	135 (99.26%)	958 (98.97%)
Yes	9 (1.08%)	1 (0.74%)	10 (1.03%)
Highest level of education			
None	65 (7.81%)	17 (12.50%)	82 (8.47%)
Primary	42 (5.05%)	19 (13.97%)	61 (6.30%)
Secondary	71 (8.53%)	15 (11.03%)	86 (8.88%)
Tertiary	168 (20.19%)	33 (24.26%)	201 (20.76%)
HIV			
No	804 (96.63%)	129 (94.85%)	933 (96.38%)
Yes	28 (3.37%)	7 (5.15%)	35 (3.62%)
Hypertension history			
No	587 (70.55%)	101 (74.26%)	688 (71.07%)
Yes	245 (29.45%)	35 (25.74%)	280 (28.93%)
Diabetes history			
No	695 (83.53%)	120 (88.24%)	815 (84.19%)
Yes	137 (16.47%)	16 (11.76%)	153 (15.81%)
COPD history			
No	831 (99.88%)	136 (100.00%)	967 (99.90%)
Yes	1 (0.12%)	0 (0.00%)	1 (0.10%)
TB history			
No	812 (97.60%)	130 (95.59%)	942 (97.31%)
Yes	20 (2.40%)	6 (4.41%)	26 (2.69%)
Malaria test result			
Negative	769 (92.43%)	129 (94.85%)	898 (92.77%)
Positive	63 (7.57%)	7 (5.15%)	70 (7.23%)
COVID-19 severity score			
Mild	64 (7.69%)	4 (2.94%)	68 (7.02%)
Moderate	350 (42.07%)	64 (47.06%)	414 (42.77%)
Severe	382 (45.91%)	63 (46.32%)	445 (45.97%)
Critical	35 (4.21%)	5 (3.68%)	40 (4.13%)



range of 2 to 9 days. A meta-analysis including 52 studies revealed similar findings in developed countries [11]. Our findings are also similar to findings from Saudi Arabia [(6 days) [9], (7 days) [8]], London (6 days) [23], the United States (6 days) [10], France (9 days) [12], and Tunisia (8 days) [13]. However, the median

length of hospital stay in our study is higher than that reported in Australia (3 days) [19]. The difference could have resulted from the efficiency of the health system in Australia which could have improved the quality of care. Furthermore, health-seeking behavior and availability of testing services were probably much better in Australia which ensured that patients presented with less severe disease and hence did not need prolonged hospitalization.

Nevertheless, the median length of hospital stay in our study is lower than that reported in Ethiopia (12 days) [6] and studies conducted in China [(13 days) [20] (17 days) [7] (14 days) [11]]. The differences could have been due to demographic differences. For instance, in Wu’s study in China, co-morbidities were more common, with 30% (38/125) reported to have diabetes compared to 16% (153/968) in our study, and 46% (57/125) reported to have hypertension compared to 29% (280/968) in our study [20]. Additionally, there could be differences in the guidelines for admission and discharge between countries and the timing of the studies within the pandemic.

Patients with severe/critical disease spent more time in the hospital. This was not surprising and was probably related to lung damage associated with more severe forms of the disease [24]. Our findings are similar to those observed by Kacem et al. in Tunisia [13]. Patients with severe/critical disease required respiratory support

Table 2 Factors associated with prolonged hospitalization among patients with COVID-19 in Uganda

Variable	CRR	P-value	ARR* [95% CI]	P-value	AIRR** [95% CI]	P-value
Age category (years)						
< 18	1		1		1	
18 to < 50	0.91 [0.48, 1.74]	0.78	0.57 [0.25, 1.33]	0.195	0.79 [0.60, 1.05]	0.104
≥ 50	0.84 [0.44, 1.58]	0.579	0.55 [0.22, 1.34]	0.189	0.76 [0.56, 1.03]	0.077
Sex						
Female	1		1		1	
Male	0.87 [0.63, 1.19]	0.384	0.82 [0.58, 1.16]	0.263	0.92 [0.81, 1.06]	0.249
Health facility category						
Private/PNFP	1		1		1	
Public	1.84 [1.33, 2.53]	< 0.001	2.49 [1.65, 3.76]	< 0.001	1.82 [1.56, 2.12]	< 0.001
Nationality						
Ugandan	1		1		1	
Others	1.51 [0.62, 3.67]	0.359	2.27 [0.99, 5.22]	0.053	1.47 [0.67, 3.19]	0.334
Marital status						
Married/cohabiting	1		1		1	
Single/divorced	0.75 [0.47, 1.20]	0.234	0.57 [0.31, 1.05]	0.073	0.82 [0.69, 0.98]	0.025
COVID-19 vaccination						
No	1		1		1	
Yes	0.71 [0.11, 4.59]	0.719	1.11 [0.16, 7.55]	0.916	1.00 [0.68, 1.46]	0.995
HIV						
No	1		1		1	
Yes	1.45 [0.73, 2.86]	0.289	1.68 [0.66, 4.28]	0.281	0.90 [0.57, 1.43]	0.661
Hypertension history						
No	1		1		1	
Yes	0.85 [0.59, 1.22]	0.38	0.91 [0.59, 1.41]	0.666	1.04 [0.87, 1.23]	0.699
Diabetes mellitus history						
No	1		1		1	
Yes	0.71 [0.43, 1.16]	0.173	0.56 [0.27, 1.15]	0.114	0.85 [0.66, 1.10]	0.222
Tuberculosis history						
No	1		1		1	
Yes	1.67 [0.81, 3.44]	0.162	1.13 [0.52, 2.48]	0.751	0.96 [0.71, 1.32]	0.821
Malaria test						
Negative	1		1		1	
Positive	0.70 [0.34, 1.43]	0.325	0.55 [0.26, 1.16]	0.118	0.67 [0.55, 0.83]	< 0.001
COVID-19 severity score						
Mild	1		1		1	
Moderate	2.63 [0.99, 6.99]	0.053	2.72 [0.87, 8.48]	0.084	1.63 [1.31, 2.03]	< 0.001
Severe/critical	2.38 [0.90, 6.33]	0.081	3.24 [1.01, 10.42]	0.049	1.83 [1.46, 2.28]	< 0.001

ARR adjusted risk ratio, AIRR adjusted incident rate ratio

or oxygen for longer periods, which was not available in home management.

Patients spent longer in public hospitals compared to private hospitals. This could be related to the high patient-to-health-worker ratio and limited specialized care in public hospitals. Also, since care in public health facilities was free, patients likely waited until full recovery to accept discharge from the health facility. In many private health facilities, it was common for patients to

request transfer to public health facilities or to request discharge to reduce costs. Similarly, a study conducted in Brazil also found that public health care was associated with prolonged hospitalization among COVID-19 patients [15].

Patients with a positive malaria test spent less time in the hospital compared to patients with a negative malaria test. Since the signs and symptoms of malaria overlap with COVID-19, it is likely that the

primary cause of ailment in some COVID-19–malaria co-infected patients was malaria, and upon receipt of treatment, rapid improvement occurred as is characteristic of malaria episodes. The alternative explanation could be that these patients died faster, but we do not see evidence of that effect in our data.

Strength and limitations

This was a multicenter study including public, private, and private not-for-profit hospitals in both urban and rural settings thus our results are representative of the bigger population of COVID-19 patients treated in the country. We also believe that our sample size was powered enough to detect potential associations between variables of interest. However, due to the retrospective nature of the study, we were not able to obtain all data concerning the variables of interest. There was also a challenge of some files having missing information.

Conclusion

One out of seven COVID-19 patients had prolonged hospitalization. Healthcare providers in public health facilities should watch out for unnecessary hospitalization. We encourage screening for possible co-morbidities such as malaria among patients admitted for COVID-19.

Abbreviations

COVID-19: Coronavirus disease 2019; AIDS: Acquired immunodeficiency syndrome; HIV: Human immunodeficiency virus; WHO: World Health Organization; PCR: Polymerase chain reaction; RDT: Rapid diagnostic test; IQR: Interquartile range; AFT: Accelerated failure time.

Acknowledgements

We thank the Fogarty International Center of the National Institutes of Health, U.S. Department of State's Office of the U.S. Global AIDS Coordinator and Health Diplomacy (S/GAC), and the President's Emergency Plan for AIDS Relief (PEPFAR) for the financial support. We also thank the administrators and members of the COVID-19 treatment units at each of the hospitals involved.

Author contributions

PMI, RN, QS, RO DM, and FB conceived the idea, drafted part of the manuscript, performed analysis, and interpreted the results. SN, MWM, AM, CT, EN, AN, RA, IM, and SK drafted part of the manuscript, interpreted results, reviewed and drafted the subsequent versions. All authors read and approved the final manuscript.

Funding

This study was conducted with support from the Fogarty International Center of the National Institutes of Health, U.S. Department of State's Office of the U.S. Global AIDS Coordinator and Health Diplomacy (S/GAC), and President's Emergency Plan for AIDS Relief (PEPFAR) under Award Number 1R25TW011213. However, the funding did not cover the costs of publication.

Availability of data and materials

The datasets used and/or analyzed during the current study are available from the corresponding author on reasonable request.

Declarations

Ethics approval and consent to participate

Data were collected by reviewing documents with no direct interaction with the patients. Ethical approval to conduct the study was obtained from the Mengo Hospital Research and Ethics Committee, approval number MHREC-47/07–2021, and the Uganda National Council for Science and Technology (UNCST: HS2090ES). Since we were reviewing records, we also sought a waiver of informed consent from patients from the Ethics Committee. We also sought administrative clearance from the six hospitals and units.

Consent for publication

Not applicable.

Competing interests

All authors declare that they have no competing interests.

Author details

¹Department of Medicine, Nsambya Hospital, Kampala, Uganda. ²Department of Nursing, Busitema University, Tororo, Uganda. ³Department of Programmes, GOAL, Arkaweet Block 65 House No. 227, Khartoum, Sudan. ⁴Department of Medicine, Mengo Hospital, Kampala, Uganda. ⁵Department of Medicine and Dentistry, Uganda Christian University, Kampala, Uganda. ⁶Department of Obstetrics and Gynaecology, Mbale Regional Referral and Teaching Hospital, Mbale, Uganda. ⁷Department of Obstetrics and Gynaecology, Busitema University, Tororo, Uganda. ⁸Department of Medicine, Jinja Regional Referral Hospital, Jinja, Uganda. ⁹Department of Medicine, Our Lady Health of the Sick, Nkozi Hospital, Nkozi, Uganda. ¹⁰Covid Task Force Institution, Mengo Hospital, Kampala, Uganda. ¹¹Department of Medical Microbiology, Gulu University, Gulu, Uganda. ¹²Department of Community and Public Health, Busitema University, Tororo, Uganda. ¹³Department of Medicine, Jaro Hospital, Wakiso, Uganda. ¹⁴Department of Anatomy, Makerere University, Kampala, Uganda. ¹⁵Department of Pediatrics and Child Health, Makerere University, Kampala, Uganda.

Received: 27 September 2022 Accepted: 8 December 2022

Published online: 28 December 2022

References

- Barisonzo R, Wiedermann W, Unterhuber M, Wiedermann CJ. Length of stay as risk factor for inappropriate hospital days: interaction with patient age and co-morbidity. *J Eval Clin Pract.* 2013;19(1):80–5.
- Celik Y, Celik SS, Bulut HD, Khan M, Kisa A. Inappropriate use of hospital beds: a case study of university hospitals in Turkey. *World Hospitals Health Serv.* 2001;37(1):6–13.
- Rojas-García A, Turner S, Pizzo E, Hudson E, Thomas J, Raine R. Impact and experiences of delayed discharge: a mixed-studies systematic review. *Health Expect.* 2018;21(1):41–56.
- Baek H, Cho M, Kim S, Hwang H, Song M, Yoo S. Analysis of length of hospital stay using electronic health records: a statistical and data mining approach. *PLoS ONE.* 2018;13(4): e0195901.
- Vekaria B, Overton C, Wiśniowski A, Ahmad S, Aparicio-Castro A, Curran-Sebastian J, Eddleston J, Hanley NA, House T, Kim J, et al. Hospital length of stay for COVID-19 patients: data-driven methods for forward planning. *BMC Infect Dis.* 2021;21(1):700.
- Birhanu A, Merga BT, Ayana GM, Alemu A, Negash B, Dessie Y. Factors associated with prolonged length of hospital stay among COVID-19 cases admitted to the largest treatment center in Eastern Ethiopia. *SAGE Open Med.* 2022;10:20503121211070370.
- Wang Z, Ji JS, Liu Y, Liu R, Zha Y, Chang X, Zhang L, Liu Q, Zhang Y, Zeng J et al. Survival analysis of hospital length of stay of novel coronavirus (COVID-19) pneumonia patients in Sichuan, China. *medRxiv.* 2020.
- Alahmari AK, Almalki ZS, Albassam AA, Alsultan MM, Alshehri AM, Ahmed NJ, Alqahtani AM. Factors Associated with Length of Hospital Stay among COVID-19 Patients in Saudi Arabia: a Retrospective Study during the First Pandemic Wave. In: *Healthcare: 2022: Multidisciplinary Digital Publishing Institute; 2022: 1201.*

9. Alwafi H, Naser AY, Qanash S, Brinji AS, Ghazawi MA, Alotaibi B, Alghamdi A, Alrhmani A, Fatehaldin R, Alelyani A, et al. Predictors of length of hospital stay, mortality, and outcomes among hospitalised COVID-19 patients in Saudi Arabia: a cross-sectional study. *J Multidiscip Healthc*. 2021;14:839–52.
10. Nguyen NT, Chinn J, Nahmias J, Yuen S, Kirby KA, Hohmann S, Amin A. Outcomes and mortality among adults hospitalized with COVID-19 at US Medical Centers. *JAMA Netw Open*. 2021;4(3): e210417.
11. Rees EM, Nightingale ES, Jafari Y, Waerlow NR, Clifford S, Pearson CA, Group CW, Jombart T, Procter SR, Knight GM. COVID-19 length of hospital stay: a systematic review and data synthesis. *BMC Med*. 2020;18(1):270.
12. Wargny M, Potier L, Gourdy P, Pichelin M, Amadou C, Benhamou PY, Bonnet JB, Bordier L, Bourron O, Chaumeil C, et al. Predictors of hospital discharge and mortality in patients with diabetes and COVID-19: updated results from the nationwide CORONADO study. *Diabetologia*. 2021;64(4):778–94.
13. Kacem A, Chebil D, Rouis S, BenJazia R, BenHassine D, Arfaoui E, Sakly H, Maatallah A, Samet S, Merzougui L. Risk factors for long-term hospitalization in patients with COVID 19. *Eur Respir J*. 2021;58(Suppl 65):PA3263.
14. Katipoglu B, Naharci MI, Yurdakul ES. Risk factors predicting hospital length of stay in older patients with type 2 diabetes with Covid-19. *J Diabet Metab Disord*. 2022.
15. Sofka DC, Ricieri MC, Fachi MM, Okumura LM, Costa Junior VH, Motta FA. Factors influencing prolonged length of hospital stay and ICU admission in a pediatric population admitted with infectious SARS. *Rev Brasil Farmácia Hospital Serv Saúde*. 2022;13(1):736.
16. Lagoe RJ, Abbott JH, Littau SA. Reducing hospital lengths of stay: a five-year study. *Case Reports Clin Med*. 2021;10(6):160–7.
17. O'Sullivan K, Martensson J, Robbins R, Farley KJ, Johnson D, Jones D. Epidemiology of long-stay patients in a university teaching hospital. *Intern Med J*. 2017;47(5):513–21.
18. Almogati JG, Ahmed EO. Glycated hemoglobin as a predictor of the length of hospital stay in patients following coronary bypass graft surgery in the Saudi population. *Braz J Cardiovasc Surg*. 2019;34(1):28–32.
19. Ofori-Asenso R, Liew D, Mårtensson J, Jones D. The frequency of, and factors associated with prolonged hospitalization: a multicentre study in Victoria, Australia. *J Clin Med*. 2020;9(9):3055.
20. Wu Y, Hou B, Liu J, Chen Y, Zhong P. Risk factors associated with long-term hospitalization in patients with COVID-19: a single-centered, retrospective study. *Front Med*. 2020:315.
21. A minimal common outcome measure set for COVID-19 clinical research. *Lancet Infect Dis*. 2020; 20(8):e192–e197.
22. Weaver CG, Ravani P, Oliver MJ, Austin PC, Quinn RR. Analyzing hospitalization data: potential limitations of Poisson regression. *Nephrol Dial Transplant*. 2015;30(8):1244–9.
23. Fraser S, Baranowski R, Patrini D, Nandi J, Al-Sahaf M, Smelt J, Hoffman R, Santhirakumaran G, Lee M, Wali A, et al. Maintaining safe lung cancer surgery during the COVID-19 pandemic in a global city. *EclinicalMedicine*. 2021;39: 101085.
24. Kommos FKF, Schwab C, Tavernar L, Schreck J, Wagner WL, Merle U, Jonigk D, Schirmacher P, Longerich T. The pathology of severe COVID-19-related lung damage. *Deutsches Arzteblatt Int*. 2020;117(29–30):500–6.

Publisher's Note

Springer Nature remains neutral with regard to jurisdictional claims in published maps and institutional affiliations.

Ready to submit your research? Choose BMC and benefit from:

- fast, convenient online submission
- thorough peer review by experienced researchers in your field
- rapid publication on acceptance
- support for research data, including large and complex data types
- gold Open Access which fosters wider collaboration and increased citations
- maximum visibility for your research: over 100M website views per year

At BMC, research is always in progress.

Learn more biomedcentral.com/submissions

